



District Report Card: 2017


State: Tamil Nadu	District: Viluppuram
Class: 3	Subject: Language
Schools: 60	Students: 1053


Participation/Coverage


Students

GENDER 	Boys		Girls	
	Number	%	Number	%
	481	45.68	572	54.32

AREA 	Rural		Urban	
	Number	%	Number	%
	927	88.03	126	11.97

CATEGORY 	SC		ST		OBC		GEN	
	Number	%	Number	%	Number	%	Number	%
	382	36.28	111	10.54	539	51.19	21	1.99

CWSN 	LD	VI	HI	S&LD	ID	Oth
	0	0	1	2	1	24

Management 	Government		Government-aided	
	Number	%	Number	%
	858	81.48	195	18.52

Average Performance of Students in Language (%)

Overall	Gender		Area		Management		Social Group			
	Male	Female	Rural	Urban	Govt.	Aided	SC	ST	OBC	GEN
68.08	67.03	68.96	68.62	64.13	66.87	73.40	69.72	73.27	65.63	73.65

Performance on Learning Outcomes (LOs)

Learning Outcomes	Description	Average Performance(%)
L304	Reads small texts with comprehension i.e., identifies main ideas, details, sequence and draws conclusions	69.29
L312	Reads printed scripts on the classroom walls: poems, posters, charts etc.	65.66

Range of Performance of Students who Answered Correctly							
Below 30%		30% - 50%		50% - 75%		Above 75%	
Number	%	Number	%	Number	%	Number	%
67	6.36	194	18.42	332	31.53	460	43.68

Lowest Performing Learning Outcomes (LOs)

1 - Reads printed scripts on the classroom walls: poems, posters, charts etc. (65.66)

2 - Reads small texts with comprehension i.e., identifies main ideas, details, sequence and draws conclusions (69.29)